

Reading Support



Support Cards

Code:

Beginners (ORT level 1/2)

Emergent Readers 1 (ORT level 3/4)

Emergent Readers 2 (ORT levels 4-6)

Parent Help Card

Card 1: Beginners

Resources Needed

Alphabet letters (large plastic letters)

Marble letter runs

Paper and chunky crayon



Class teacher fill in box below with wipe pen



Letters to work on

Activity 1

-
- Select one of the letters above from the plastic letters
- Show it to the child.
- Say its sound and name
- Let the children repeat its sound and name
- Choose the same letter in the marble run
- Let the child watch how to form the letter. Again say the name and sound of the letter

Activity 2

Practise drawing the letter with a chunky crayon after watching the marble run.

Parent Help Card

Card 2: Beginners

Resources Needed

Story cards to put in order
Paper and pencil



Activity 1

- Look at the cards and tell the child you are going to make a story
- Let the child describe what is happening in each picture
- Ask the child to put the story in order
- Help the child to tell the story use story language as much as possible

Activity 2

- You order the cards but put 1 card in the wrong place
- Ask the child to identify which card is in the wrong place
- Ask the child why that card is wrong
- Write a sentence together to tell that part of the story and read it aloud

Parent Help Card

Card 3: Beginners

Resources Needed

Alphabet cards












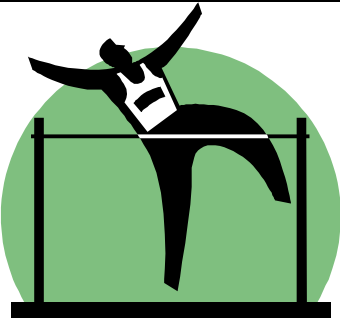
Activity 1

- Choose 6 letters
- Match the pictures to the correct letter (see colour code)
- Play pairs turn over all the cards. Select 2 at random if they match that player wins them if they do not match turn them back and the other player has a go.

Activity 2

- Match the word to the picture
- Read the word
- Play pairs with all 3 picture/ letter/ word

	a	aapple
	b	ball
	c	cat
	d	dog
	e	e elephant

	f	fish
	g	girl
	h	hat
	i	ink
	j	jump




k

keys



l

light



m

monkey








n

nurse



o


octopus

	p	paint
	q	queen
	r	rabbit
	s	sun
	t	tiger



u

umbrella



v

vase



w

witch



x

fox



y

yo yo



Z

zebra

Parent Help Card

Card 1: Emergent 1

Resources Needed

Sentence cards
Missing word cards
Sentence cards with pictures

Activity 1

- Child reads sentence (support as necessary)
- Ask the child to read ahead and miss out the word
- Ask the child to think of a word that may fit
- Ask child to select one of the words to go in the sentence
- Read the sentence together

Activity 2

- Choose 2 pictures and sentences
- Encourage the child to look at the picture and identify words that may be in the sentence
- Look at colour codes on words to encourage the child to look for the first letter to select the sentence correctly
- Use more cards as the child becomes more confident.

Sam went . with his
mum.

Sam put on his ...
Next he put on his trousers.

Sam has a little .. She is
called Jill.

Sam wanted to play. He had a
new ...

Missing words

ball

shopping

boots

sister



The **boy** is
kicking a **ball**.



The **boy** is going
fishing.



The **girl** is
parachuting.



Jill is **f**lying a
kite.



Mr Jones is
reading a
newspaper.



My mum is good
at **s**kiing.




I can **r**ide a **b**ike.



She can **r**ide a
horse.



Can you **j**et **s**ki?



He is **b**uilding a
sand**c**astle.