

Name:

LOGO—Drawing Shapes

Type the following commands into the command line.
Draw the shape that the turtle makes.

Shape 1


- 1. Forward 200
- 2. Right 90
- 3. Forward 200
- 4. Right 90
- 5. Forward 200
- 6. Right 90
- 7. Forward 200



Name of Shape:

Shape 2

- 1. Forward 200
- 2. Right 90
- 3. Forward 100
- 4. Right 90
- 5. Forward 200
- 6. Right 90
- 7. Forward 100



Name of Shape:

Shape 3


- 1. Forward 100
- 2. Right 45
- 3. Forward 100
- 4. Right 90
- 5. Forward 100
- 6. Right 45
- 7. Forward 100
- 8. Right 90
- 9. Forward 140



Name of Shape:

Shape 4

- 1. Forward 150
- 2. Right 120
- 3. Forward 150
- 4. Right 120
- 5. Forward 150



Name of Shape:

Shape 5

- 1. Forward 100
- 2. Right 60
- 3. Forward 100
- 4. Right 60
- 5. Forward 100
- 6. Right 60
- 7. Forward 100
- 8. Right 60
- 9. Forward 100
- 10. Right 60
- 11. Forward 100




Name of Shape:

Name:

LOGO—Drawing Shapes

Create a shape by typing the commands into the command bar
Write down the commands and then draw the shape in the box.

Own Shape 1




Name of Shape:

Own Shape 2




Name of Shape:

Own Shape 3



Name of Shape:

Own Shape 4



Name of Shape:

Shape 5



Name of Shape: