


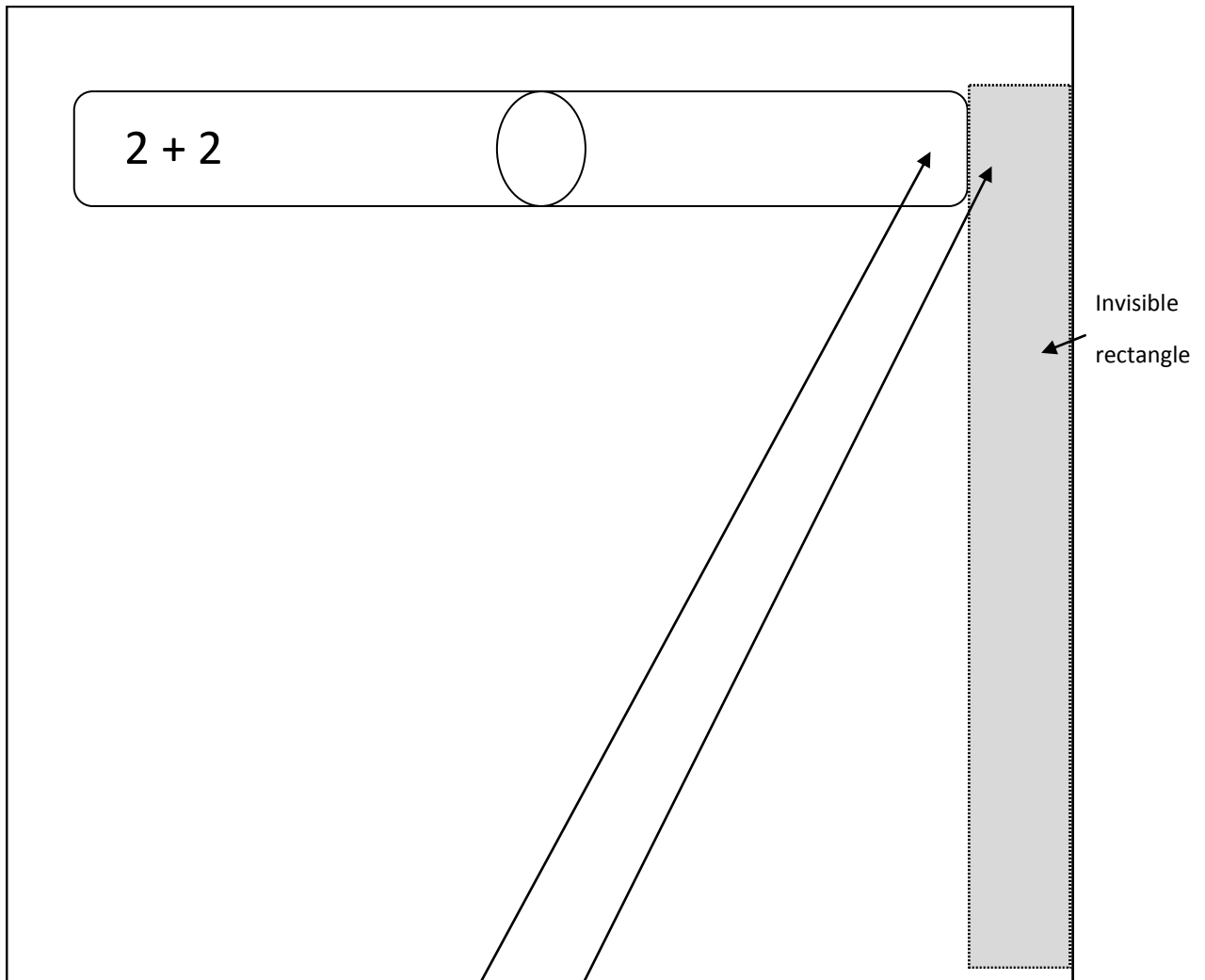
Important notes for teachers.

There are 2 types of questions:

- A) Round 1 types—these have several possible correct answers and the skill is in picking the less obvious, but correct answers. There is no fancy countdown to reveal these answers— you just click on **Answers** and they are all revealed with points assigned to them.
- B) Round 2 types—these offer 6 questions and contestants choose which question to answer. If a correct answer is given, click on the rounded rectangle containing the question (it won't work if you click on the text box inside the rectangle). A good place to click is at the right hand end of the rectangle. The countdown begins and will end when it gets to the score. Once it has ended, click anywhere and you will be returned to the question slide. The answer and the score will have been filled in.

If an incorrect answer is given, click to the right of the question rounded rectangle where there is an invisible rectangle. This will lead to the “incorrect” slide. Once the X has stopped rotating, click again and you are returned to the question slide. The answer and score will not have been filled in, thus allowing other contestants the chance of answering that question.

The whole PowerPoint is designed to be navigated using the mouse or whiteboard pen. **Don't use the Enter key** on the keyboard. Clicking on the  will take you up a level.



A very simple Round 2 question.

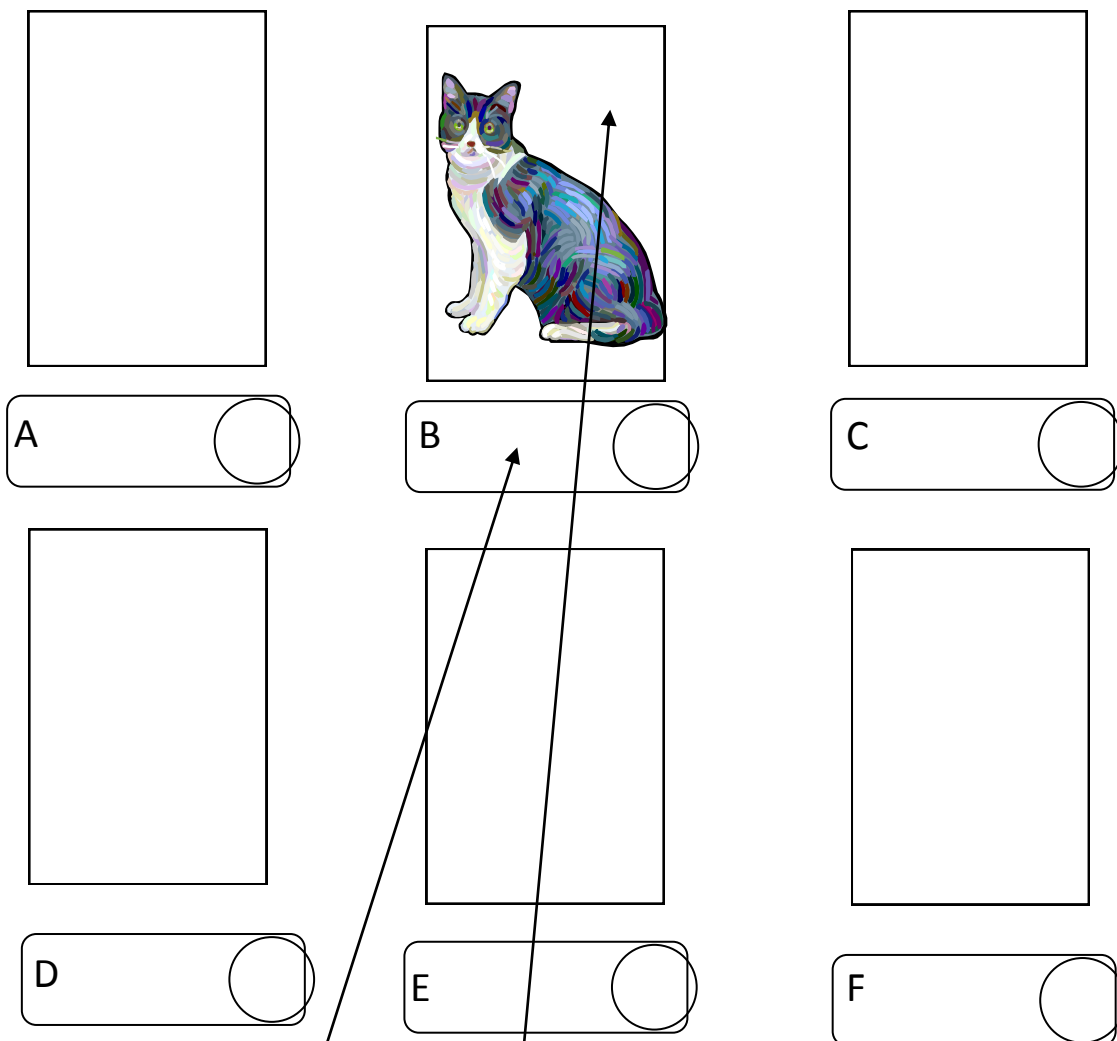
A contestant answers 4. You can say, "You said 4. Let's see if that's correct." *Click* The countdown will begin. *Click* when it finishes.

Or a contestant answers 5. You can say, "You said 5. Let's see if that's correct." *Click* The "wrong" slide will appear. *Click*

You will see that you are clicking in nearly the same place for correct and incorrect answers. This gives a certain mystique to the presentation! However, it is important that if you are using the whiteboard pen, it is properly calibrated! You also need to know the answers to the questions— Round 2 answers are supplied!

Picture Questions

Among the Round 2 questions are some picture questions. Here is a simplistic example:



If someone answers question B with the answer, "I think it's a dog." You say, "You said it is a dog –let's see if you're right." *Click* here and the incorrect slide appears. You may have to feel around a bit till the pointer changes to a hand and you can click. Click again when the x has finished rotating and you return to the picture question slide. Nothing is filled in.

If however the correct answer is given, you say, "You said it is a cat—let's see if you're right." *Click* here and the countdown will begin. When the countdown has finished, click again and you return back to the picture slides. The picture will rotate away revealing the answer behind it. The score is also filled in.

Any comments and suggestions are welcome as are any errors spotted!

A big thanks to David Clark for information on how to create this.